



Saxo Market Call

Slide deck

Wednesday, May 31, 2023

Questions and comments to marketcall@saxobank.com

Disclaimer

The slides here that accompany the podcast will occasionally mention financial instruments that are not tradable for all retail clients, depending on the relevant appropriateness test. Financial instruments mentioned can range from low to high risk, and our thoughts on the market should not be viewed as investment recommendations, but inspiration and information to gain a better understanding of current market dynamics.

S&P 500 futures hitting air pockets



Source: Bloomberg

Saxo equity themes performance overview

Sorted on one-year return (updated as of 30 May 2023)

Theme	1D	1W	MTD	YTD	1Y	5Y
Luxury	0.1	-2.0	-4.7	15.7	18.2	32.4
Defence	-0.7	-2.1	-4.8	12.7	16.5	71.3
Semiconductors	0.9	9.1	15.6	35.0	16.1	177.5
Mega Caps	0.0	2.2	2.6	20.4	11.4	132.3
Construction	-0.4	-2.1	-4.0	9.2	6.8	62.6
Logistics	0.1	-2.0	-3.9	8.2	3.6	114.2
Travel	-0.1	-0.5	-0.3	14.4	3.6	-9.4
Bubble stocks	2.6	3.2	15.0	24.5	3.1	137.8
MSCI World (USD)	-0.2	0.3	-0.1	9.5	2.1	46.8
NextGen medicine	-0.5	-7.1	3.2	4.2	0.9	117.9
Financial trading	0.5	-0.7	-3.8	5.1	0.7	70.7
Gaming	0.5	-1.8	-2.3	11.7	-0.3	59.3
Cyber security	1.3	4.3	13.8	19.0	-0.9	110.0
Women in leadership	-0.2	-1.8	-4.5	4.2	-1.0	73.8
Transportation infrastructure	-0.3	-2.1	-3.5	2.7	-1.3	26.7
China consumer & technology	-0.7	-2.7	-5.2	-7.2	-2.4	46.6
India (GDRs)	0.6	0.8	-0.3	-3.3	-3.8	53.8
MSCI EM (USD)	-0.1	-0.8	-0.5	2.3	-6.2	-2.1
Nuclear power	-1.7	-5.3	-5.4	-6.0	-6.4	107.0
Renewable energy	0.2	-2.1	-3.2	-7.0	-6.4	230.5
Commodities	-1.0	-2.8	-6.0	-1.9	-6.8	78.5
Payments	-0.2	-3.5	-2.3	6.6	-16.0	33.6
E-commerce	-1.1	-2.2	-5.3	2.4	-17.4	11.9
China's little giants	-0.5	-2.1	-6.1	-14.0	-21.8	118.6
Energy storage	1.5	-2.9	-1.9	-8.3	-25.9	305.4
Green transformation	1.2	-1.8	0.8	2.8	-34.4	146.3

Source: Bloomberg and Saxo

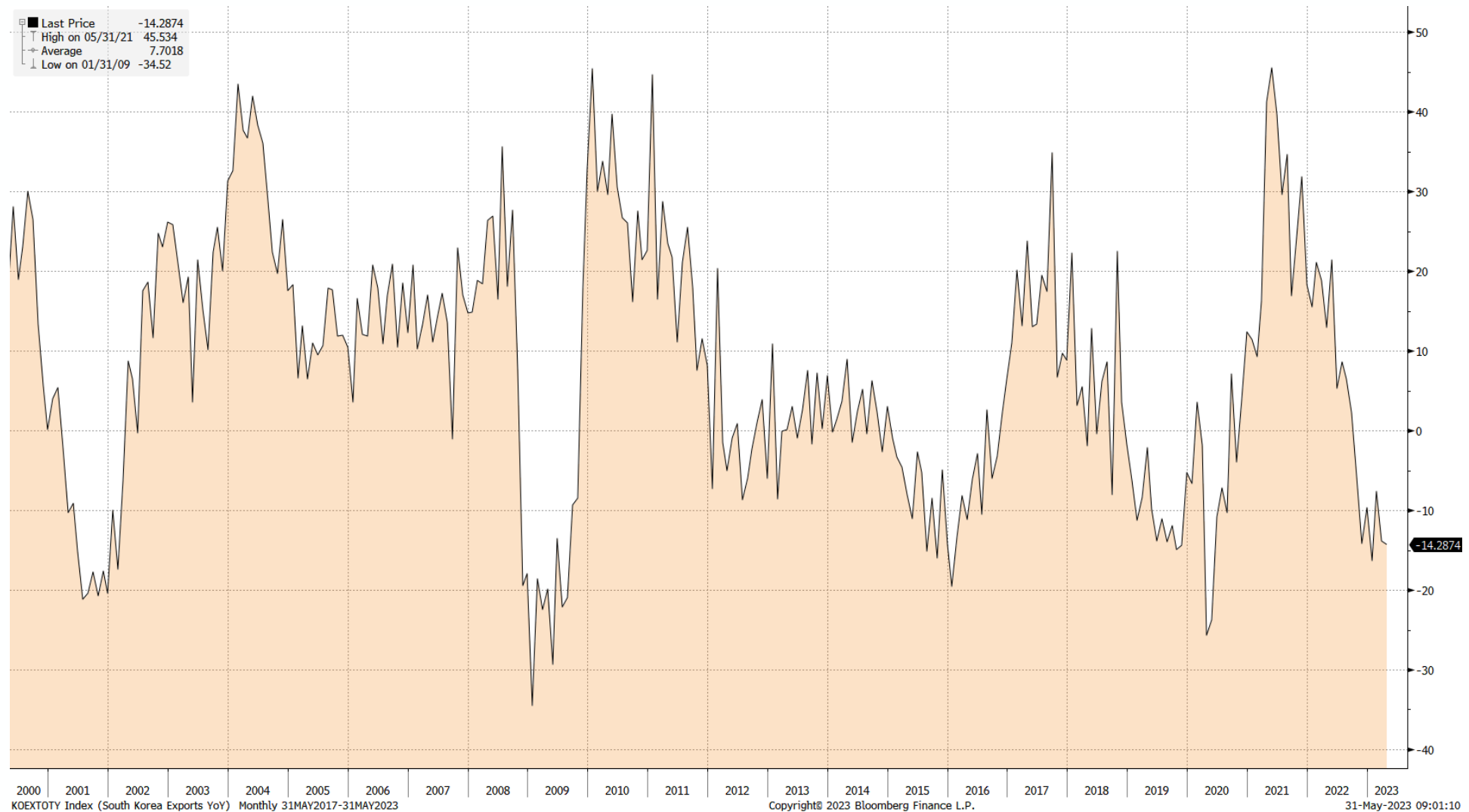
AI valuation risks are moving into red alert...



Inventory back to normal levels...



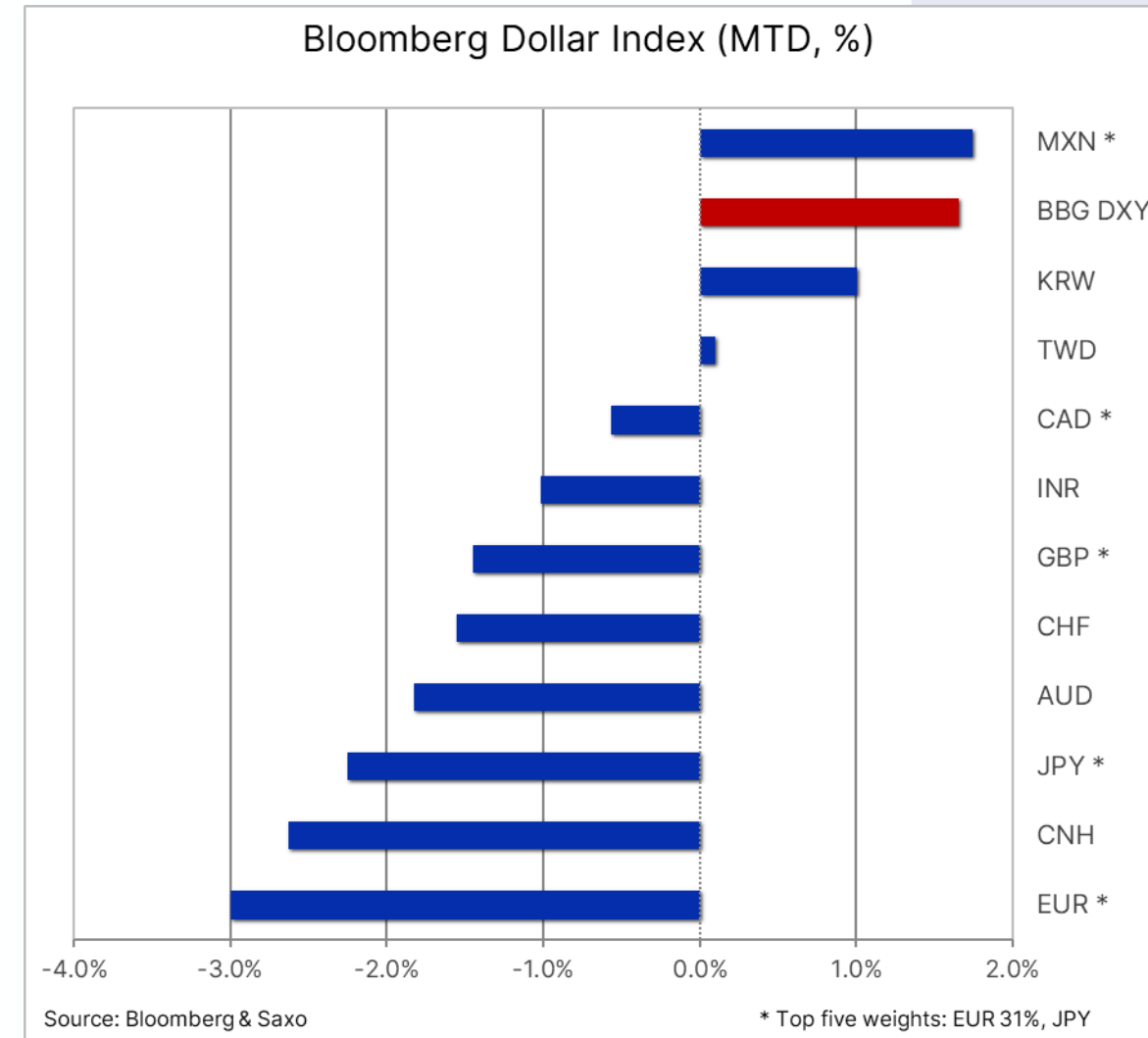
South Korea turning a corner?



Source: Bloomberg

SAXO
BE INVESTED

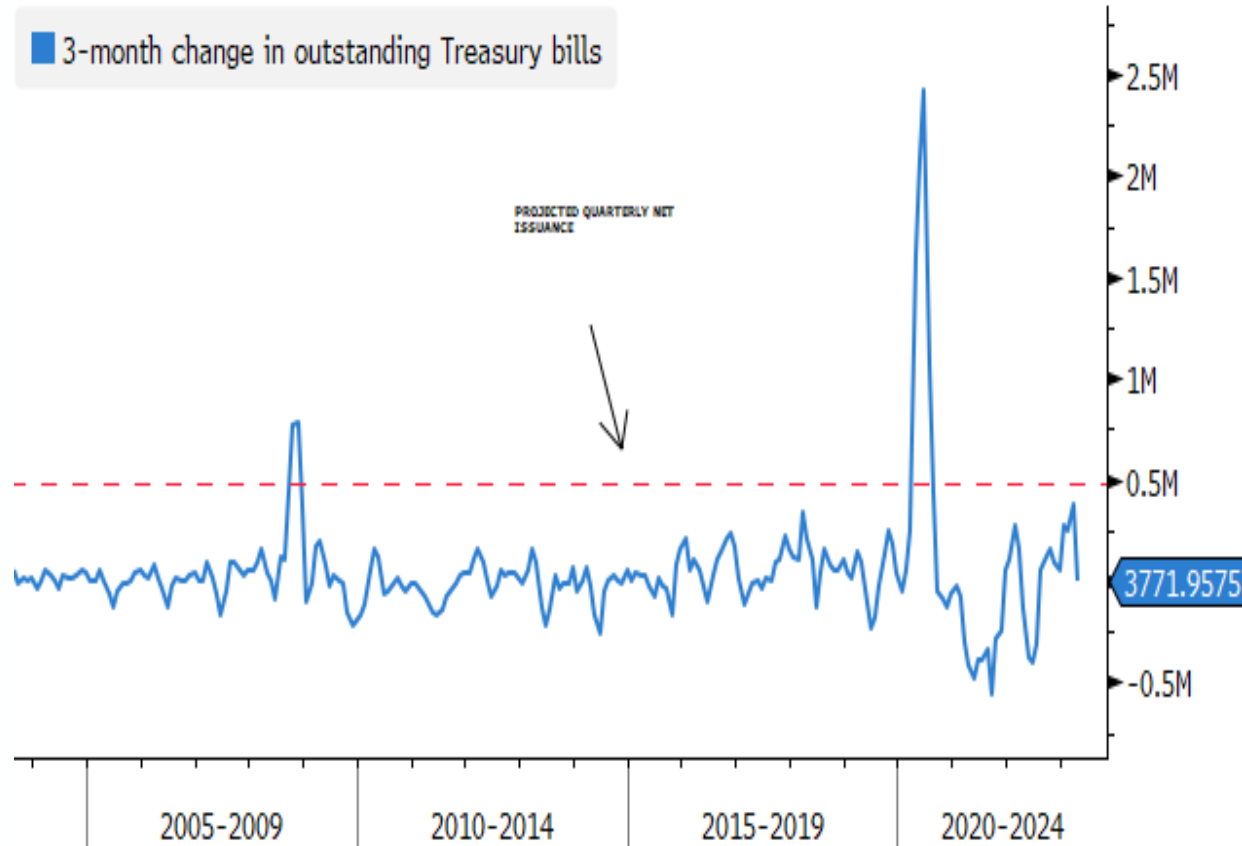
NOK hits three-year high during a month of broad dollar strength



Liquidity squeeze: why and how

Unprecedented Flood

Net bill issuance projected to be biggest outside of a crisis

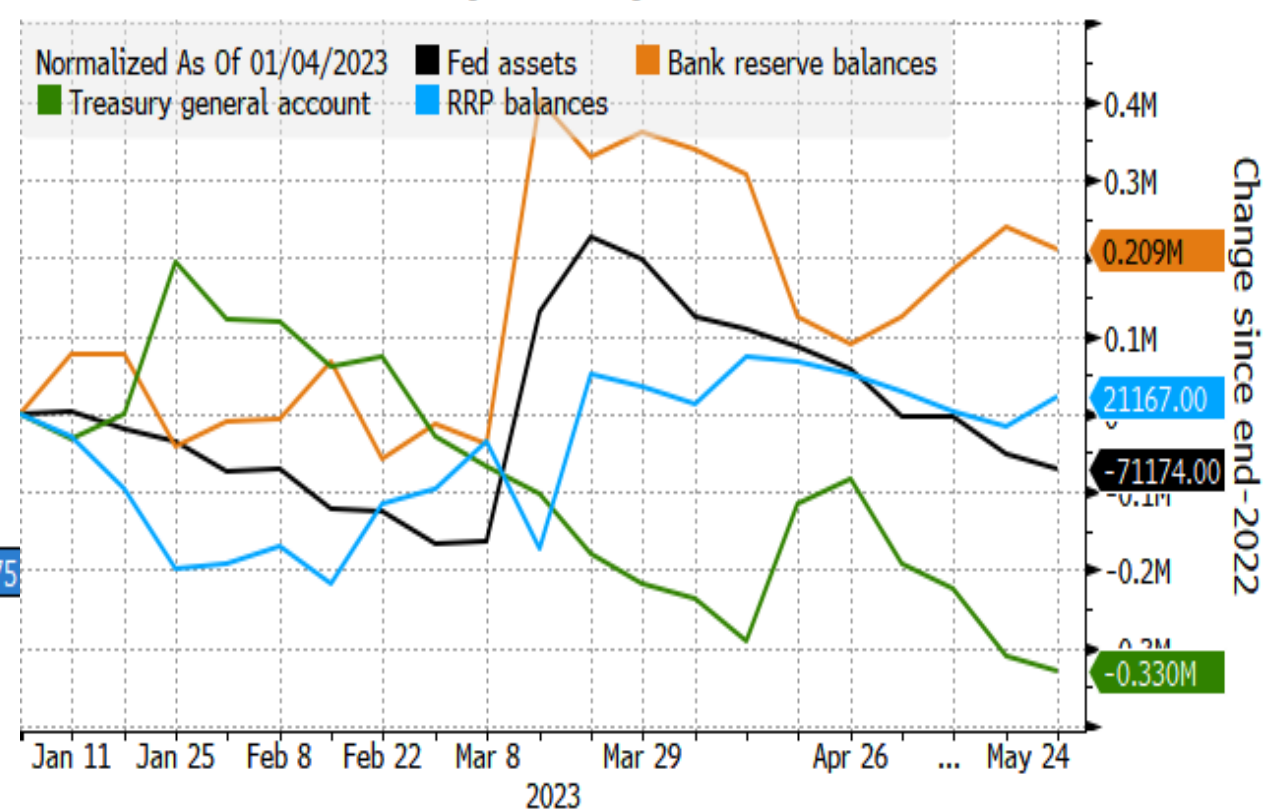


Source: Bloomberg

Bloomberg

A Tale Of Four Balance Sheets

Fed liabilities have evolved very differently to assets



Source: Bloomberg

Bloomberg

US Rates have scope to break higher

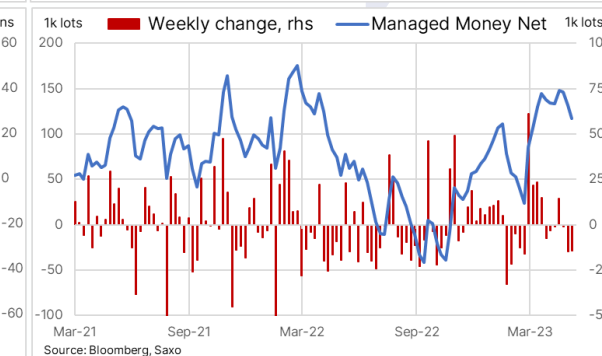
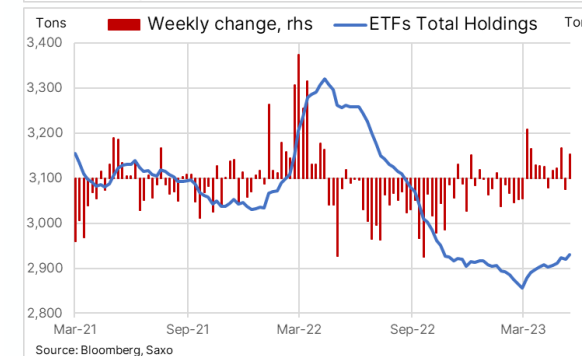
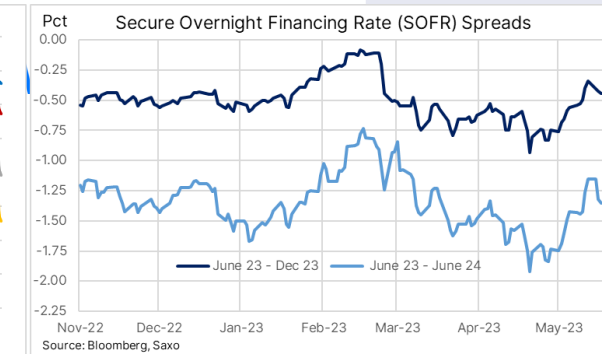
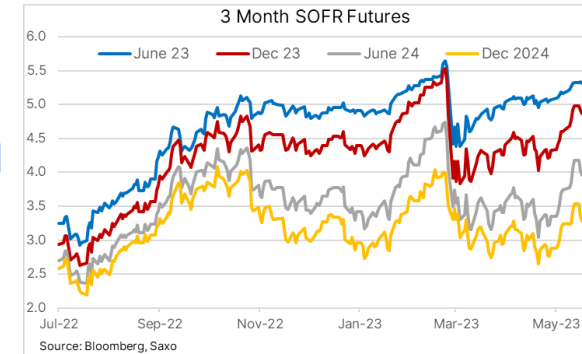


Source: Saxo Group.



Source: Saxo Group.

Gold: Tug of war between s/t and m/t outlook focus

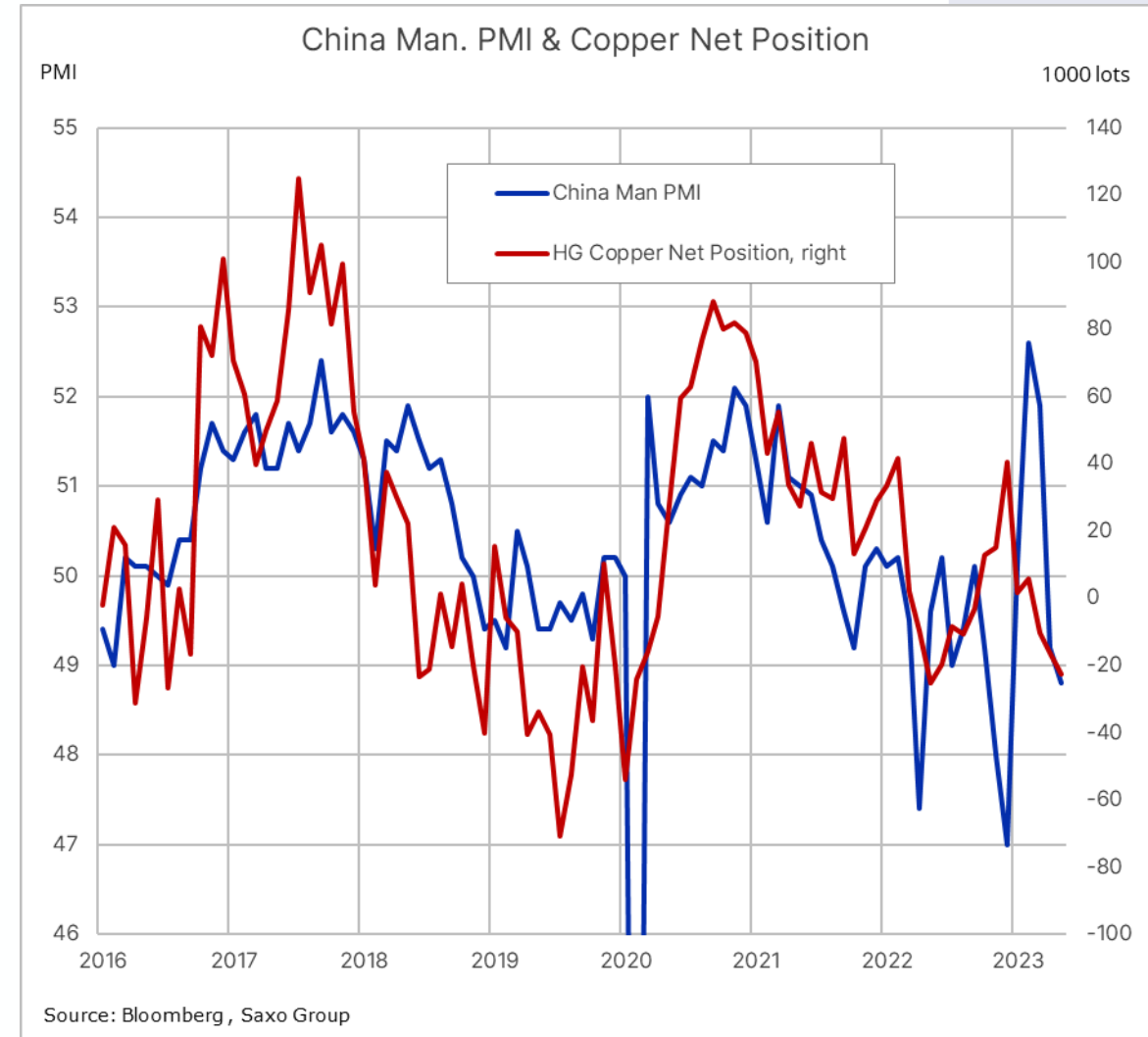


Source: Saxo

Copper and iron ore trade lower as China Mfg PMI miss drives de-stocking



Source: Saxo



Earnings Watch

Today: [Salesforce](#), CrowdStrike, Okta

Thursday: [Broadcom](#), VMware, Lululemon
Athletica, Dell Technologies, MongoDB,
Zscaler, Dollar General, Hormel Foods

Earnings Watch, US economy, and earnings estimates

Equities | 2023-05-26 13:00



Peter Garnry
Head of Equity Strategy

<https://www.home.saxo/content/articles/equities/earnings-watch-us-economy-and-earnings-estimates-26052023>

Salesforce quarterly financials

In Millions of USD	2023 Q1	2023 Q2	2023 Q3	2023 Q4	2024 Q1 Est	2024 Q2 Est	2024 Q3 Est
3 Months Ending	04/30/2022	07/31/2022	10/31/2022	01/31/2023	04/30/2023	07/31/2023	10/31/2023
Market Capitalization	174,884.4	183,836.0	162,915.2	169,481.7			
- Cash & Equivalents	13,503.0	13,533.0	11,918.0	12,508.0			
+ Preferred & Other	0.0	0.0	0.0	0.0			
+ Total Debt	14,375.0	14,319.0	14,644.0	14,879.0			
Enterprise Value	175,756.4	184,622.0	165,641.2	171,852.7			
Revenue, Adj	7,411.0	7,720.0	7,837.0	8,384.0	8,175.1	8,487.1	8,697.4
Growth %, YoY	24.3	21.8	14.2	14.4	10.3	9.9	11.0
Gross Profit, Adj	5,366.0	5,593.0	5,749.0	6,284.0	6,363.9	6,617.0	6,802.9
Margin %	72.4	72.4	73.4	75.0	77.8	78.0	78.2
EBITDA, Adj	1,159.0	1,320.0	1,640.0	2,511.0	3,029.5	3,114.4	3,208.3
Margin %	15.6	17.1	20.9	29.9	37.1	36.7	36.9
Net Income, Adj	22.5	32.5	191.8	844.9	1,594.4	1,690.2	1,782.8
Margin %	0.3	0.4	2.4	10.1	19.5	19.9	20.5
EPS, Adj	0.02	0.03	0.19	0.86	1.61	1.70	1.78
Growth %, YoY	-91.2	-73.4	-26.5	-	6,987.4	5,120.0	827.4
Cash from Operations	3,676.0	334.0	313.0	2,788.0			
Capital Expenditures	-179.0	-203.0	-198.0	-218.0	-198.7	-206.6	-212.1
Free Cash Flow	3,497.0	131.0	115.0	2,570.0	3,387.5	634.9	693.2

Source: Bloomberg

Macro – calendar highlights (all times GMT)

1200 – Germany May Flash CPI

1400 – US April JOLTS Job Opening

1730 – US Fed's Jefferson (Voter) to speak

1800 – Fed Beige Book

2030 – API's (delayed) Weekly Crude and Fuel Stock Report

Upcoming Calendar Highlights

THU: Eurozone May Flash CPI, US May ADP Employment Change, US May ISM Manufacturing

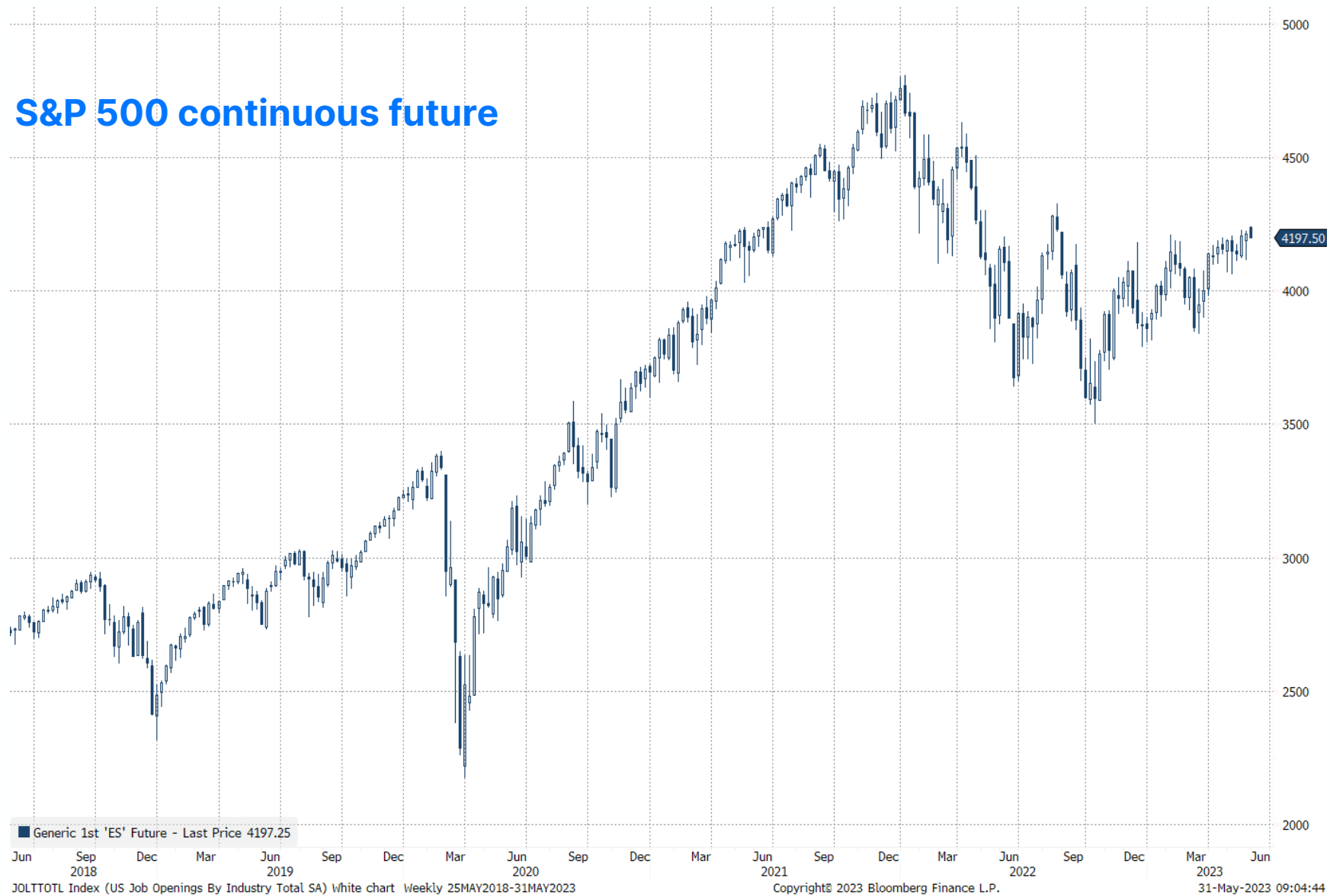
FRI: US May Change in Nonfarm Payrolls, US May Average Hourly Earnings, US May Unemployment Rate

Longer Term Highlights

June 14 – FOMC Meeting

June 16 – Bank of Japan meeting

Appendix: S&P 500 Index 5-year chart



Appendix: Where do you find the equity theme baskets?

Saxo
TraderGO

TRADING **RESEARCH** ACCOUNT

Overview Hot Topics Quarterly Outlook Forex **Stocks** Commodities Bonds ETFs Crypto Education Trade Signals News Market Analysis Calendar Equities

US 30 Wall Street

34,581.20 USD

D -0.07% M 1.52% Y 35.75%

US Tech 100 NAS

13,674.79 USD

D -0.02% M -2.10% Y 42.48%

US 500

4,206.67 USD

D -0.05% M -0.11% Y 37.68%

Germany 30

15,591.67 EUR

D -0.03% M 2.62% Y 30.62%

Latest articles [See All](#)

EQUITIES | 01-Jun-2021 12:50 | 8 Minutes to read
Pricing power and valuation discount drive logistics returns in the future

EQUITIES | 01-Jun-2021 00:00 | 8 Minutes to read
Macro Dragon Reflections: Is Beyond Meat the next GameStop? Thoughts on the Jan-Feb Short Squeeze.... THE HIVE, AMC, GME, BB & BYND...

EQUITIES | 28-May-2021 10:50 | 6 Minutes to read
Additions to crypto basket; JD Logistics rides the e-commerce bonanza

EQUITIES | 27-May-2021 02:00 | 5 Minutes to read
Upcoming catalysts

Saxo's Equity Baskets [See All](#)

Logistics

Semiconductors

Financial Trading

Crypto and Blockchain